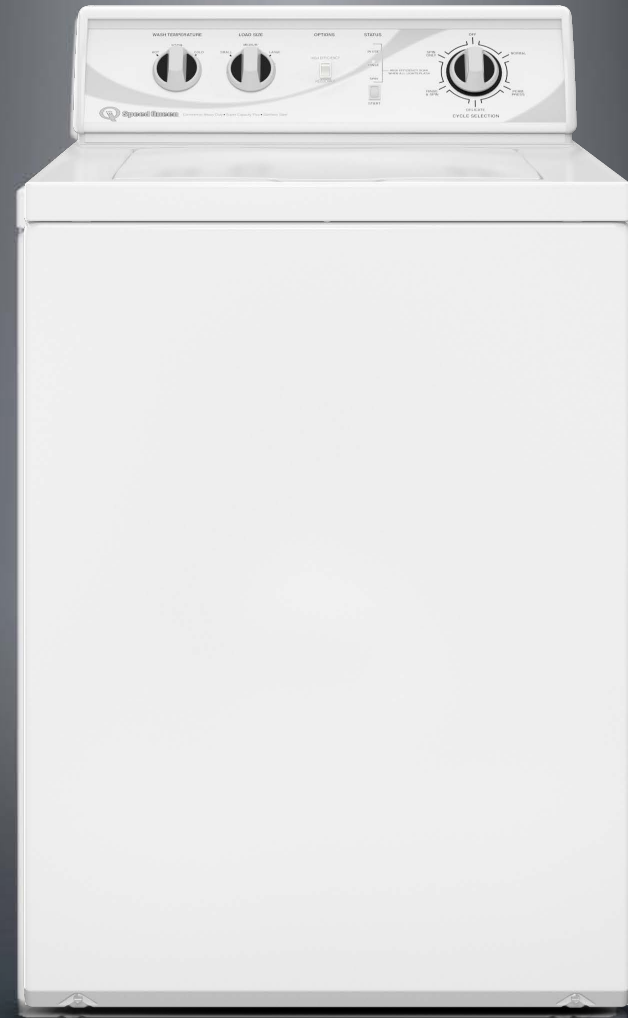


TOP LOAD WASHER

AWN62
TRADITIONAL



MADE IN AMERICA, BUILT TO LAST SINCE 1908



PROVEN PERFORMANCE SINCE 1908.



From Australian mines and oil rigs to the US Army, Speed Queen has over a century of experience washing in the harshest environments around the world, earning a reputation for reliability and performance.

With the toughest top loader in its class, you can now get Speed Queen's uncompromising commercial quality performance at home.



TOP LOADER WASHER AWNA62

EVERY DAY, EVERY CYCLE, SPEED QUEEN PERFORMS.



Manufactured by the world's number one commercial laundry company, every Speed Queen model is tested to its limits and beyond, and benchmarked against the competition to ensure it outperforms and outlasts the rest. While the average life expectancy of a domestic top load washer is 11 years (based on eight loads per week¹), Speed Queen machines are designed, and tested to handle 25 loads per week. That's 1,300 cycles per year. This means washing eight loads per week you get a machine that can last 25 years of home use.

BUILT TOUGH

Three-coat, commercial-grade steel cabinet will look good for years to come, whilst full metal base provides stability and noise suppression.

EXTRA CAPACITY

Large 92.3 litre stainless steel tub won't corrode, chip, pit or crack. It's not only gentler on clothes, but both the inner and outer tub come with a lifetime warranty.

FABRIC CARE

Traditional full-sized flex vane agitator with extra large 210° agitation, and 68 strokes per minute provide a far gentler and superior washing result.


EFFICIENT

WELS rated 3 star water efficient wash cycles to save both water and money.

COMMERCIAL GRADE

Heavy-duty, all metal Eversmooth transmission has only six moving parts for long lasting, durable performance.

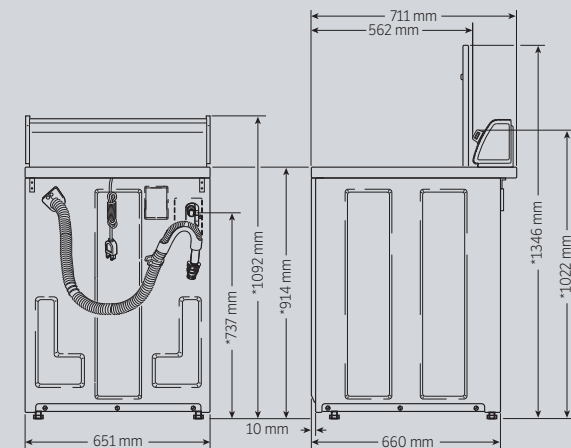
MATCHING TRADITIONAL DRYER: ADE3TR (ELECTRIC) & ADG3TR (GAS)



THE TOUGHEST CHOICE

MODEL	AWNA62
APPEARANCE	
FINISH	White
TOUGH GUARD COATED TOP	Yes
LOCATION OF CONTROLS	Rear
MATERIALS	
OUTER DRAIN TUB	Porcelain Steel
CABINET	Galvanised Steel
WASH TUB	Stainless Steel
MEASUREMENTS	
DIMENSIONS (H X W X D)	1,092 x 651 x 711 mm
WORK SURFACE HEIGHT	914 mm
SHIPPING WEIGHT (APPROX)	89 kg
DRUM CAPACITY	92.3 L
POWER	
ELECTRICAL REQUIREMENTS	240V / 50Hz AC / 1 Ph
BREAKER SIZE	10 Amp
FULL LOAD AMPS	5 Amp
MOTOR HORSEPOWER	½ hp
MOTOR SPEEDS	2
OPERATION	
SPIN SPEED	710/473 RPM
WATER TEMPERATURE SELECTIONS	3
WASH CYCLES	8
VARIABLE WATER LEVEL	Yes
BLEACH DISPENSER	Yes
FABRIC SOFTENER DISPENSER	Yes

MODEL	AWNA62
WATER CONSUMPTION	
HIGH EFFICIENCY CYCLE (AVERAGE)	117 L
AGENCY APPROVALS	
WELS	3 Stars 8.5 kg
SAA	Yes
FEATURES	
FLEX VANE AGITATOR	Yes
FILL HOSES INCLUDED	Yes
AUTOMATIC BALANCING SYSTEM	Yes
REAR SELF-LEVELLING LEGS	Yes



*With leveling legs turned into base.



Image, price and information are subject to change without notice.



TOP LOAD WARRANTY

5 YEARS

ON ALL PARTS
AND LABOUR*

LIFETIME

PARTS WARRANTY ON THE STAINLESS
STEEL WASH TUB AND OUTER TUB
AGAINST RUST AND CORROSION*

* See Speed Queen Warranty for details.

¹ Based on DOE cycle averages and replacement data supplied by Appliance Magazine.

For the most accurate information, the installation guide should be used for all design and construction purposes. Due to continuous product improvements, design and specifications are subject to change without notice. The quality management system of Alliance Laundry Systems' Ripon facility has been registered to ISO 9001:2000.



TOP LOADER WASHER Awn62

**TO LEARN MORE ABOUT SPEED QUEEN'S
CENTURY OF UNCOMPROMISING
PERFORMANCE AND RELIABILITY,
VISIT SPEEDQUEEN.CO.NZ OR
CALL 0800 77 333 7 TODAY.**



Speed Queen Laundry Systems
225 Taniwha Street
Glen Innes
Auckland 1743
New Zealand



SPEEDQUEEN.CO.NZ